



















Rank	Competitor	Age	Club	RT	PTS	Result
1	 Alyssa Tapper	18		0.72		2:02.12 Entry: 2:05.89 -3.77
	50m: 28.39 100m: 59.32 (30.93) 150m: 1:30.44 (31.12) 200m: 2:02.12 (31.68)					
2	 Olivia Emmett	18		0.78		2:04.61 Entry: 2:09.37 -4.76
	50m: 28.52 100m: 59.74 (31.22) 150m: 1:32.46 (32.72) 200m: 2:04.61 (32.15)					
3	 Holli Macdonald	18		0.69		2:06.60 Entry: 2:07.65 -1.05
	50m: 29.35 100m: 1:00.73 (31.38) 150m: 1:33.70 (32.97) 200m: 2:06.60 (32.90)					
4	 Ariella Riley	17		0.72		2:07.04 Entry: 2:12.75 -5.71
	50m: 29.09 100m: 1:01.28 (32.19) 150m: 1:34.19 (32.91) 200m: 2:07.04 (32.85)					
5	 Kezia Buisinne	18		0.74		2:09.44 Entry: 2:09.85 -0.41
	50m: 29.51 100m: 1:01.99 (32.48) 150m: 1:36.03 (34.04) 200m: 2:09.44 (33.41)					
6	 Millie Bell	17		0.74		2:09.92 Entry: 2:10.72 -0.80
	50m: 29.69 100m: 1:02.19 (32.50) 150m: 1:35.94 (33.75) 200m: 2:09.92 (33.98)					
7	 Macy Hains	17		0.76		2:10.03 Entry: 2:10.96 -0.93
	50m: 29.95 100m: 1:02.55 (32.60) 150m: 1:36.28 (33.73) 200m: 2:10.03 (33.75)					
8	 Lola Nicholls	18		0.73		2:10.65 Entry: 2:12.71 -2.06
	50m: 29.47 100m: 1:02.16 (32.69) 150m: 1:36.26 (34.10) 200m: 2:10.65 (34.39)					
9	 Alexis Buisinne	18		0.79		2:11.47 Entry: 2:10.14 +1.33
	50m: 30.27 100m: 1:03.06 (32.79) 150m: 1:37.53 (34.47) 200m: 2:11.47 (33.94)					